

ALTUNTOP

ALTUNTOP

MULTI DECK OVEN
SİKLOTERMİK FIRIN

B2B

TECHNICAL TABLE

	ATKF30	ATKF50	ATKF100	ATKF150	ATKF180
Genislik - Width (mm) Largeur - Ширина (мм)	1500	1895	1880	2470	2470
Derinlik - Depth (mm) Profondeur - Глубина (мм)	2260	2360	3300	3300	3730
Yükseklik - Height (mm) Hauteur - Высота (мм)	2320	2400	2410	2410	2410
Firin İç Geniřliđi (mm) - Inner Width of Oven Intérieure Du Four (mm) - Внутренняя ширина печи (мм)	818	1235	1225	1820	1820
Firin İç Derinliđi - Inner Depth of Oven (mm) Profondeur Intérieure Du Four - Внутренняя глубина печи (мм)	930	924	2365	2365	2760
Firin İç Yüksekliđi - Inner Height of Oven (mm) Hauteur Interne Du Four - Внутренняя высота печи (мм)	224	194	180-210	195-215	195-215
Pişirme Alanı (m ²) - Baking Area (m ²) Surface de cuisson (m ²) - Площадь выпечки (m ²)	3	5	10	18	27
Kat Sayısı - Number of Deck Nombre D'étages - Количество этажей	4	4	4	4	4
Elektrik Gücü - Electrical Power (kW) Puissance Electrique (kW) - Электрическая мощность (кВт)	2	2	3.37	3.37	3.37
Isıl Güç (kcal/saat) - Thermal Power (kcal / hours) Puissance thermique - Тепловая мощность (килокалория / ч)	37000	37000	65000	99000	99000
Firin Ađırlıđı - Weigh (kg) Poids Du Four (kg) - Вес (кг)	1480	2000	3520	4200	5500
Elektriksel Gereksinimler - Electrical Requirements Exigences Electriques - Кабель и заземление	380	380	380	380	380
Brülör Modeli - Burner Model Modèle De Brûleur - Модель горелки	RIELLO 40 FS8-C7	RIELLO 40 FS8-C7	RIELLO 40 FS 10 C10	RIELLO 40 FS 10 C10	RIELLO 40 FS 10 C10
Brülör Kapasitesi (kW) - Burner Capacity - Capacité Du Brûleur (kW) Производительность горелки (кВт)	42-116	42-116	42-116	81-220	81-220
Enerji Kaynakları - Energy Source Source D'énergie - Источники энергии	Dođalgaz,LPG,Motorin,Fuel Oil,Katı Yakıt, Elektrik Natural Gas,LPG,Diesel,Fuel Oil,Solid Fuel,Electricity Газ,Дизель,Фуоле,Электричество,А bois Природный газ, дизельное топливо, мазут, твердое топливо, электричество				
Газ Basıncı - Gas Pressure (mbar) Pression du gaz (mbar) - Давление газа (мбар)	21-300	21-300	21-300	21-300	21-300
Kapasite (ekmek adeti - saat) - Capacity (pcs -hours) Capacité (nombre pain heures) - Производительность (шт/ч)	144	240	480	864	1296

ALTUNTOP

ISI ZAMAN SAATİ

ARIZA SINYALI

SİRKÜLASYON FANI

BRÜLÖR AÇMA - KAPAMA

BUHAR TAHLİYE FANI

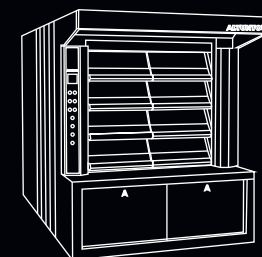
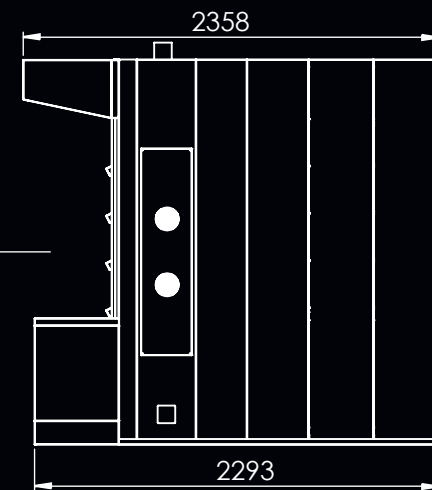
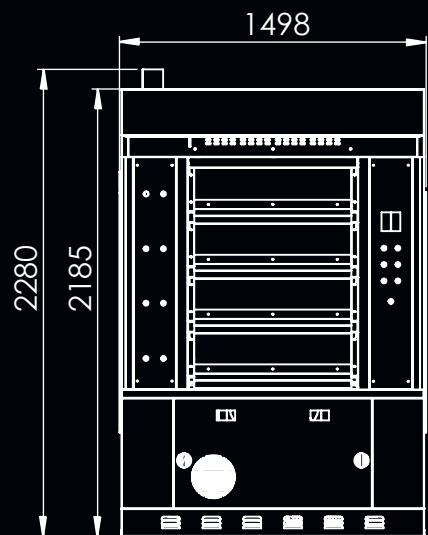
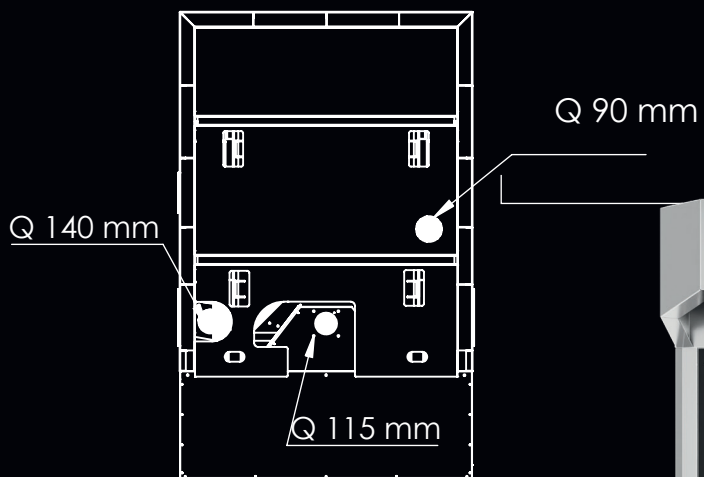
İŞIKLANDIRMA BUTONU

ZAMAN SAAT BUTONU

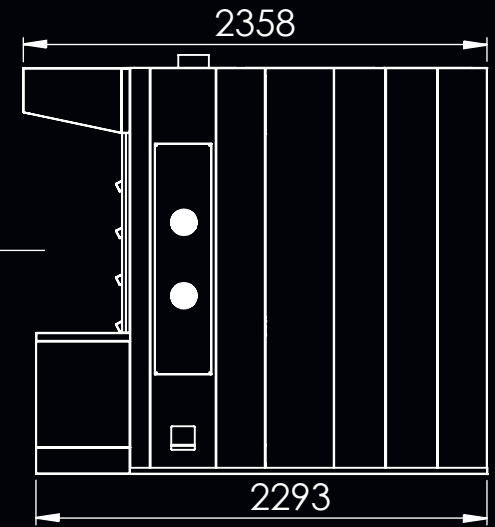
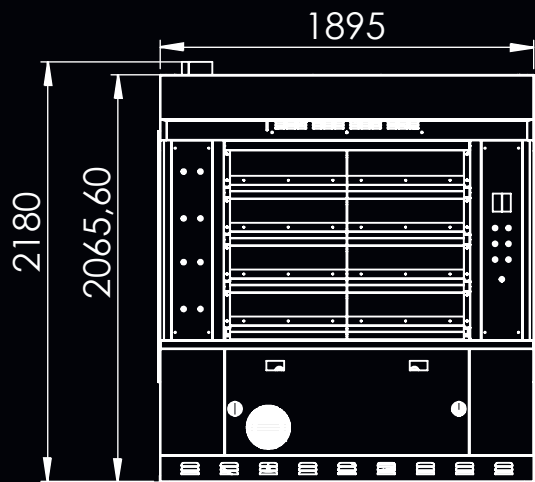
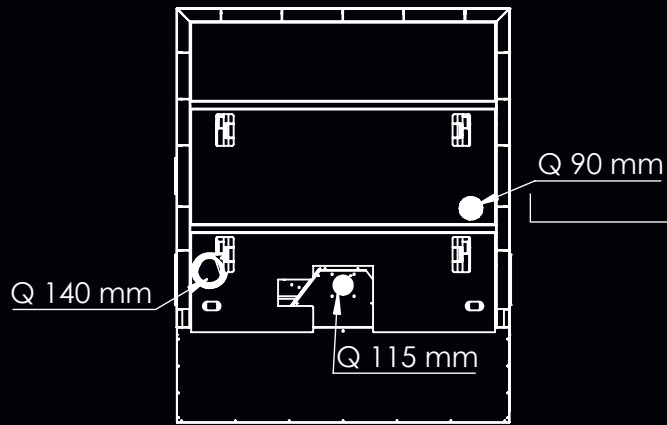
ELEKTRİK AÇMA - KAPAMA

BUHAR BUTONLARI

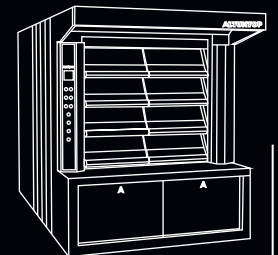





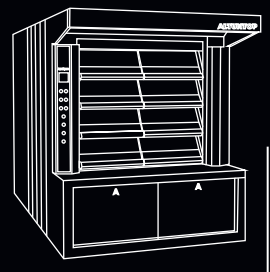
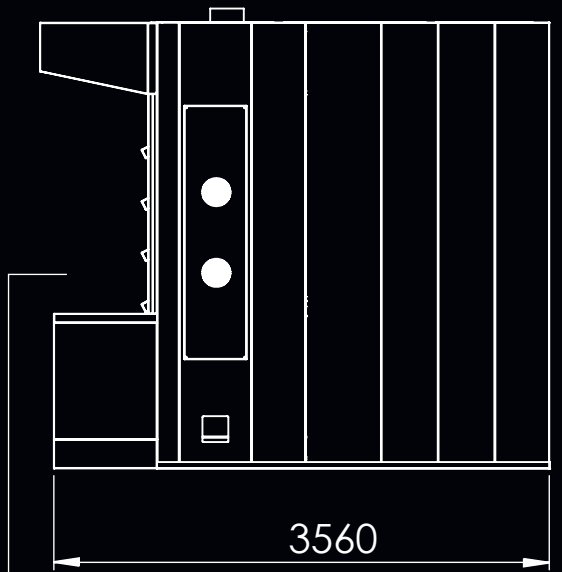
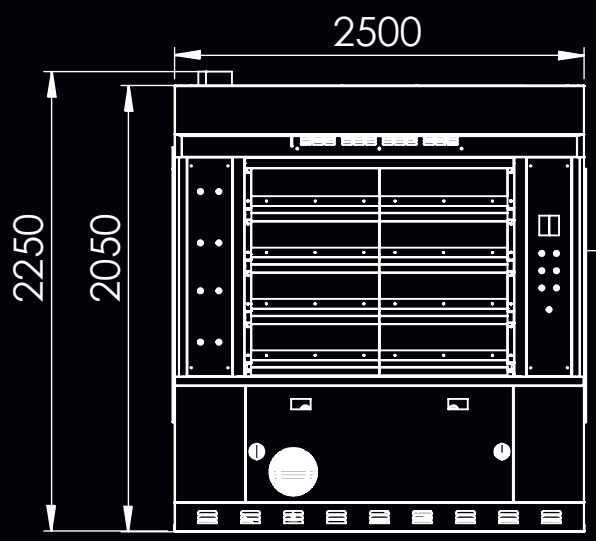
ATKF 30



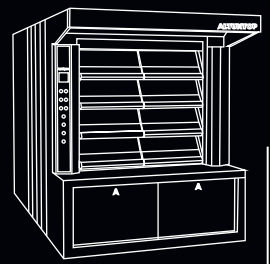
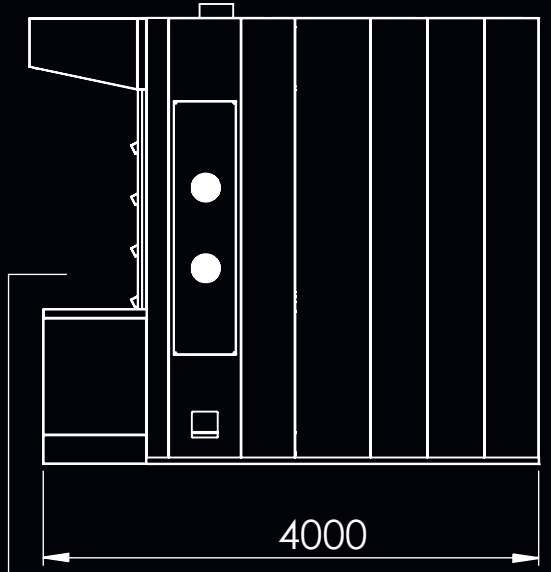
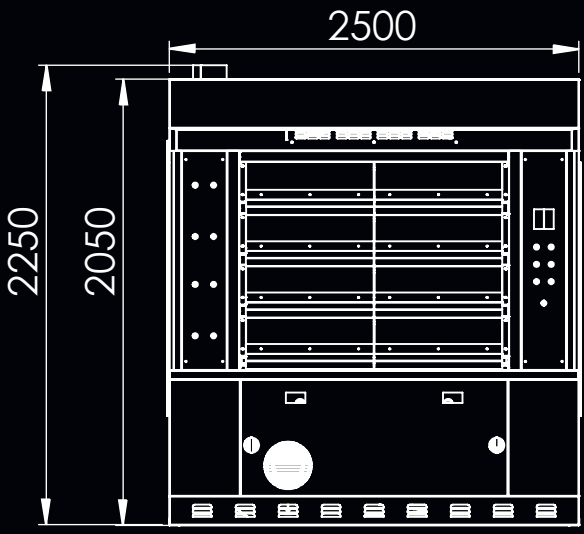
ATKF 50







ATKF 150

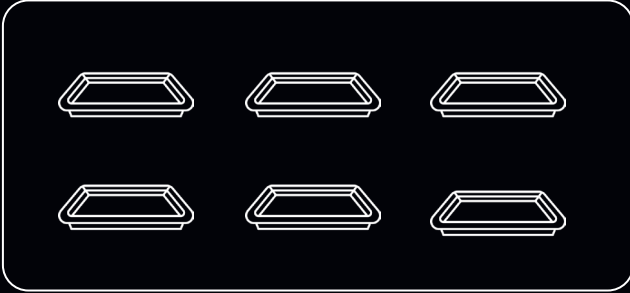


ATKF 180

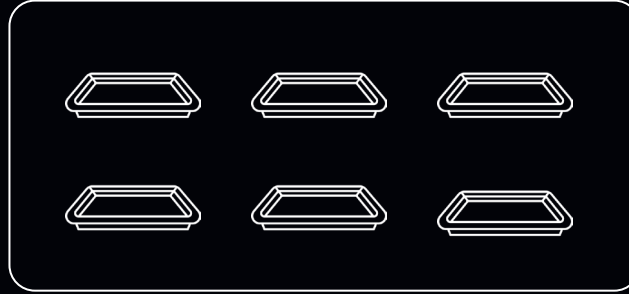
TEPSİ KAPASİTESİ

40*60

ATKF 30




ATKF 50



ATKF 100


10 Tepsi




Ekmek Kapasitesi

(200 gr ekmek baz alınmıştır)*


ATKF 30



ATKF 50




ATKF 100




40 Ekmek

ATKF 150



60 Ekmek

ATKF 180



72 Ekmek